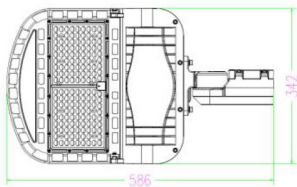
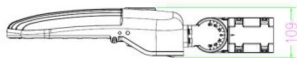


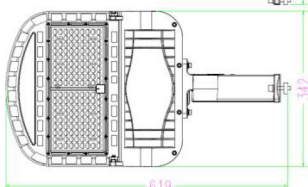
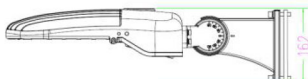


LED Light Type / Description	Wattage	Voltage	Part Number
LED Flood Light Direct Mount	150	100/277	2025-37532
LED Flood Light Slip Fit Mount	150	100/277	2025-37532-1
LED Flood Light Flood/Trunnion Mount	150	100/277	2025-37532-2
LED Flood Light Flood/Trunnion Mount	150	277/480	2025-37532-3
LED Flood Light Slip Fit Mount	150	277/480	2025-37532-4

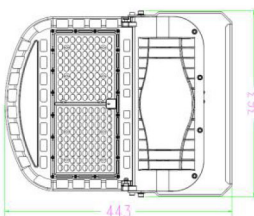
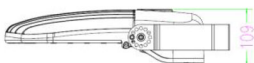
## DIMENSIONS



SLIP FIT



DIRECT MOUNT



FLOOD MOUNT



SLIP FIT



DIRECT MOUNT



FLOOD MOUNT

## ADVANTAGE

- UL cUL DLC ertificate.
- Bridgelux Chip, high CRI.
- IP65 driver, input voltage120-277VAC.
- Output constant current lever can be adjusted through output cable with 0-10V.
- No UV or IR in the beam.
- Easy to install and operate.
- Energy saving, long lifespan.
- Light is soft and uniform, safe to eyes.
- Instant start, NO flickering, NO humming.
- Green and eco-friendly without mercury.

## APPLICATION

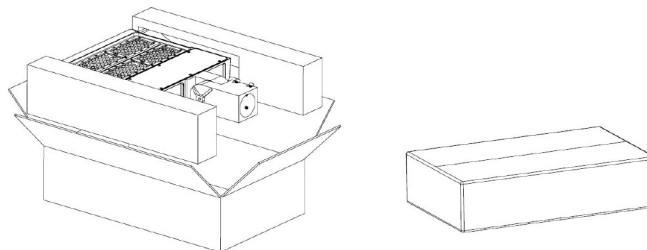
- Outdoor basketball court, tennis court.
- Badminton court, the football field.
- The school playground, stadium.
- Community leisure entertainment plaza,

## SPECIFICATIONS

OPTICAL	Input Power (Tolerance : $\pm 10\%$ )	150W
	Color Temperature	5700K
	Lumen (Tolerance : $-10\%$ )	20250 LM
	Efficacy (Tolerance : $-3\%$ )	135 LM/W
	CRI	>70
	Color Consistency	<6 Steps (or <6 SDCM)
	BUG	B3-U0-G3
	Distribution Pattern	Type III
	Beam Angle (50%) (Tolerance : $\pm 15\%$ )	160*115 Degree
ELECTRICAL	Input Voltage and Frequency	120-277VAC, 50/60Hz or 277-480VAC, 50/60Hz
	PF (Tolerance : $-3\%$ )	$\geq 0.9$
	THD (Tolerance : $+5\%$ )	$\leq 20\%$
	Flicker Percent	<50%
	Driver Brand	Daermay
	Driver Model	MP-150TG-130A
	Driver Surge protection	L/N-PE: 6kV, L-N: 6kV
	Dimming	0-10V dimming standard
MATERIALS	LED Brand	Bridgelux
	LED Type	SMD3030
	LED QTY	170 PCS
	Housing	Die-cast aluminum
	Housing Color	Brown
	EPA	1.32ft <sup>2</sup>
	Waterproof Rating	WET (IP65)
OTHERS	Operating Temperature	-30C TO 50C
	Storage Temperature	-40C TO 85C
	Operating Humidity	20% - 90% RH
	Storage Humidity	20% - 95% RH
	Warranty	5 years warranty with 24/7 operating hours Luminaire lifetime at 25C .

## PACKAGE

Bracket Type	Carton Size	Qty / Carton	Net Weight / Carton	Gross Weight / Carton
AM	605*370*170mm	1 PCS	5.2KG	6.4KG
DM	605*370*170mm	1 PCS	4.7KG	5.9KG
FM	460*370*165mm	1 PCS	4.8KG	6KG



## LIGHT DISTRIBUTION TESTING PARAMETERS

### Luminaire Property

Voltage: 120.0 V

Power: 149.65 W

Current: 1.253 A

Power Factor: 0.993

### Photometric Results

IES Classification: Type III

Total Rated Lamp Lumens: 20136.5 lm

Efficiency: 100%

Upward Ratio: 0%

C0r0 Intensity: 5008.93 cd

Pos of Max. Intensity: H180 V70

Longitudinal Classification: Medium

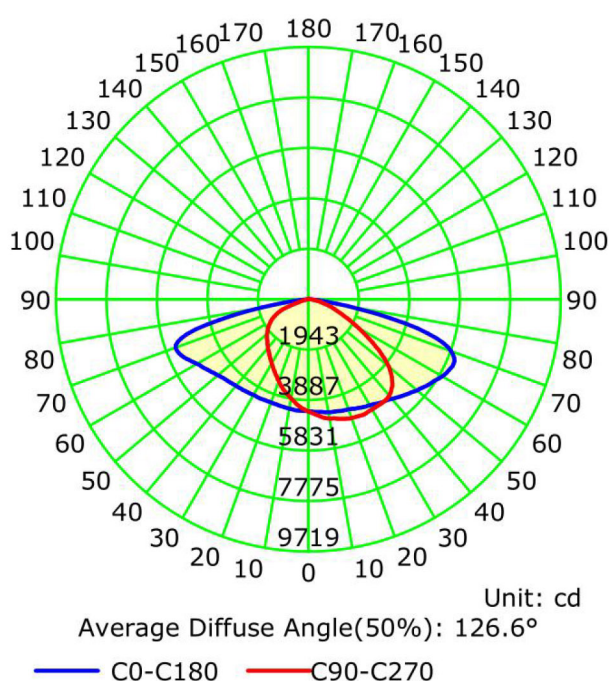
Measurement Flux: 20136.5 lm

Downward Ratio: 100%


Luminaire Efficacy Rating (LER): 134.61

Max. Intensity: 5968.11 cd

Luminous Intensity Distribution Curve



The Average Illuminance Effective Figure



## NOTICE FOR USER

- Please turn off power before install or change assembly parts.
- The input voltage and lamps should be matched, after connecting the power line, Please make sure the wiring section is insulated.
- Non-professionals, must not install and disassemble the lamps.

## TROUBLE SHOOTING

Troubles	Check points
Flickering of the light	Turn off the power and turn on again in 3 minutes. If same phenomena occur, then call agencies.
Out of working	Please check the connection.